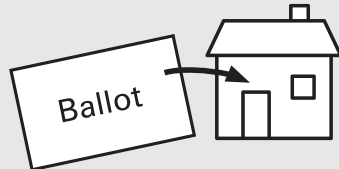


How do I vote and return my ballot?

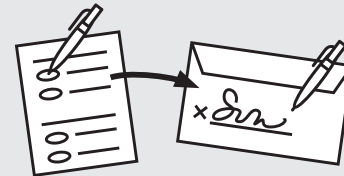
1

If you're registered to vote, there is no need to request a ballot. Your ballot will be mailed by **October 17** to the address you provided on your voter registration. If you need a replacement ballot, contact a county elections office listed at the end of this pamphlet.




2

Vote your ballot and sign your return envelope. We need your signature to accept your ballot. You are not required to vote every race on your ballot. We encourage using this pamphlet to help you decide.




3

Return your ballot by mail, no stamp needed. If mailed, your ballot must be postmarked by **November 4**. Don't let a late postmark disqualify your ballot. The USPS recommends that you mail a week before Election Day.



Or



Or, return your ballot to an official ballot drop box. Drop boxes are open until 8 p.m. on **November 4**. Find drop box locations at **VoteWA.gov**.



If you cannot personally return your ballot, only let people you trust deliver it for you.

4

Check the status of your ballot on **VoteWA.gov** to see if it has been received by your county elections office.



Election staff will contact you before your ballot is processed if:

- Your signature is missing
- Your signature doesn't match your voter registration record

View election results online

After 8 p.m. on election night, tallied results from each county are posted at **results.vote.wa.gov**.

Results are updated as counties report and are unofficial until certification.