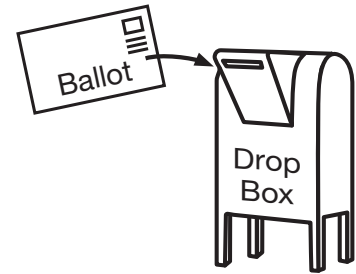


How is my ballot counted?

1

Your county receives your ballot

Deposit your ballot in an official drop box by 8 p.m. on Election Day, or return your ballot by mail — postage paid — but make sure it's postmarked by Election Day! Don't let a late postmark disqualify your ballot. The USPS recommends that you mail it back at least one week before Election Day.



Election staff will contact you before your ballot is processed if:

- Your signature is missing
- Your signature doesn't match your voter registration record

2

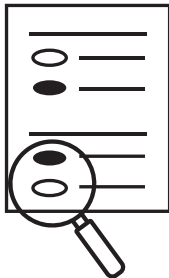

Your signature is verified

Your signature is important and we need it to accept your ballot. The signature on your return envelope is compared to the signature on your voter registration record. If the signature matches, your ballot is accepted and you are credited for voting to ensure **only one** ballot is counted for you.

3

Envelopes and sleeves are separated

The return envelope is opened and the secrecy sleeve containing your ballot is removed. They are separated to ensure the secrecy of your vote.



4

Your ballot is reviewed and scanned

The ballot is removed from the secrecy sleeve and election staff verify that it can be successfully scanned. Each voting system is certified and tested before every election.

5

Your ballot is counted

After 8 p.m. on Election Day all scanned ballots are tallied. Ballots will be scanned and tallied over the next several days until all the votes are counted. Every county conducts a post-election audit.

