

Voting in the Presidential Primary

The Presidential Primary is **March 10**.
Follow these steps for your vote to count.

1 Read the declarations on your return envelope.

2 Mark **one** political party declaration box (required).

3 Sign and date the declarations (required).

1 Voter's Declaration: I do solemnly swear or affirm under penalty of perjury Washington and meet the requirements for voting mandated by state law; at le under the authority of the Department of Corrections for a Washington felony; voting in any other jurisdiction in the United States for this election. It is illegal when not qualified, attempting to vote more than once, or falsely signing this d years, a maximum fine of \$10,000, or both.

2 Mark one party declaration box (required)

Democratic Party
I declare that my party preference is the Democratic Party and I will not participate in the nomination process of any other political party for the 2020 Presidential election.


Republican Party
I declare that I am a Republican and I have not participated and will not participate in the 2020 precinct caucus or convention system of any other party.

3 Sign & date


signature of voter (required) date phone (optional)

If you cannot sign make a mark and have two witnesses sign below.
Power of Attorney cannot be used to sign for someone else.


witness 1 signature witness 2 signature

4 

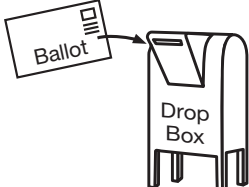
Vote for **one** candidate from the political party you marked in Step 2.

5 

Insert your voted ballot into your security envelope or sleeve.

6 

Insert your security envelope or sleeve into your marked and signed return envelope.

7 

Return your ballot no later than **Tuesday, March 10, 2020**.

i Why do I need to mark a party box?

For this election only, you must mark and sign a party declaration for your vote to count. The major political parties require voters to mark a party box.

If you mark the Democratic Party box, you must vote for a Democrat.

If you mark the Republican Party box, you must vote for a Republican.

Attempts to change the party declaration wording could result in your ballot not being counted.

Your choice of party will not affect how you may vote in future elections.

Vote for one.

You may vote for one candidate **or** the “uncommitted” option, but not both.

- A vote for one candidate listed on the ballot directs party delegates to support that candidate at their national convention.
- A vote for “uncommitted” allows uncommitted party delegates who represent Washington to decide during their national convention.

Each political party decides which candidates are printed on their side of the ballot. The uncommitted option was requested by the Democratic Party. It was not requested by the Republican Party. Once the list of candidates is submitted to the Office of the Secretary of State, changes cannot be made. (RCW 29A.56)