

OCLC Training Session

# WorldShare ILL Borrowing

Sam Sayre

Senior Training Coordinator  
OCLC



## Agenda

- Welcome to WorldShare ILL!
- Helpful Info (Web browsers, modules, stats)
- Borrower Request workflow & exercises
- Managing Requests as a Borrower
- Constant Data now in Service Configuration



## Create Your New WorldShare ILL Account

WorldShare ILL is the updated version of OCLC's ILL service  
To use it, you'll need to:

- Obtain your library's **custom Web address** for the service
- Contact

OCLC Asia Pacific      T: 614-764-6099  
6565 Kilgour Place      F: 614-764-4331  
Dublin 43017-3395      E: AsiaPacific@oclc.org  
OH  
US

- Establish a new **User Name**
- Establish a new **Password**



## Welcome to WorldShare ILL!

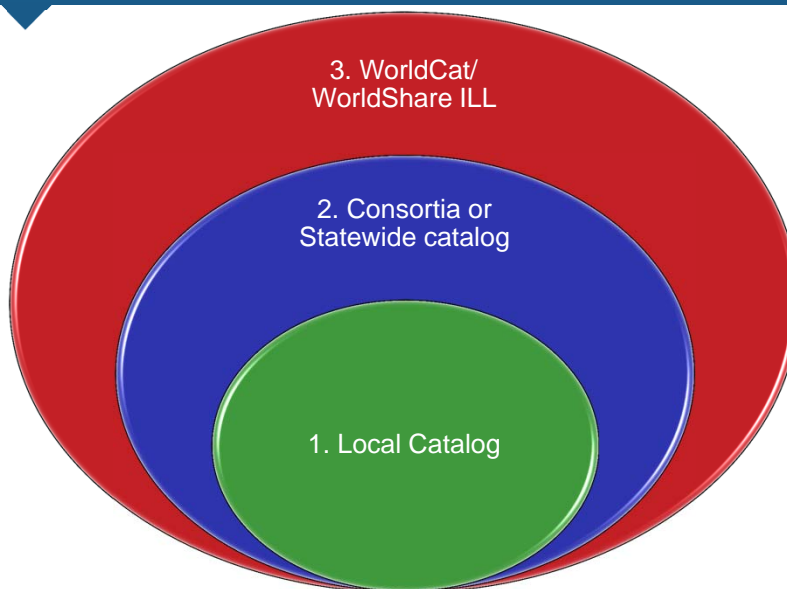
If migrating for WorldCat Resource Sharing:

- Compare WCRS and WorldShare ILL features -  
<http://oc.lc/zGzCvB>
- All current requests waiting for you in WorldShare;  
so will Constant Data, Custom Holdings, etc.
- Must switch to WorldShare by end of 2013; can switch  
back and forth between two systems until then



What do ILLiad users need to know?

- If you check your OCLC requests in WorldCat Resource Sharing/FirstSearch, you will need to create new WorldShare User Name & Password
- Version 8.4, released in May, incorporates new WorldShare ILL features:  
<http://www.oclc.org/en-US/illiad/latest-version.html>
- ILLiad users should NOT check their requests in WorldShare ILL at this time






## Why use WorldShare ILL?

- Find potential lenders among the 10,000+ ILL users
- 80% fill rate overall (85% of filled requests are filled by the 1st or 2nd lender)
- View +1.6 billion library holdings records
- Commercial document delivery suppliers, booksellers, and full-text vendors also participate
- ISO ILL 10160/10161 compliant



## Recommended Browsers

		
<b>Chrome</b> v27.0.1453.94 m (recommended)	<b>Firefox</b> v21.0 (preferred)	<b>IE9</b> <b>IE8</b> <u>IE7 – Not supported</u>

If you are not sure what browser or version you are using,  
go to <http://thismachine.info>

## Helpful Info- WorldShare ILL & associated modules

In WorldShare ILL, there are 3 main modules:

WorldShare ILL  
Custom Web Address!!!



OCLC Service Configuration  
<http://worldcat.org/config/>



ILL Policies Directory-  
<http://illpolicies.oclc.org/>



## Helpful Info- WorldShare ILL & associated modules

WorldShare ILL  
Custom Web Address!!!



WorldShare ILL is where you will:

- Search for items in WorldCat
- Create and Manage both Borrowing and Lending Requests
  - Can apply Custom Holdings & Constant Data as needed to requests in WorldShare ILL
- Custom Web Address *replaces* <http://firstsearch.oclc.org>

OCLC Service Configuration  
<http://worldcat.org/config/>



Service Config is where you will:

- Create and Manage advanced features
  - Custom Holdings Groups & Paths
  - Constant Data
  - Direct Request Profiles
- Service Config *replaces* Admin Module:  
<http://firstsearch.oclc.org/admin>

ILL Policies Directory-  
<http://illpolicies.oclc.org/>

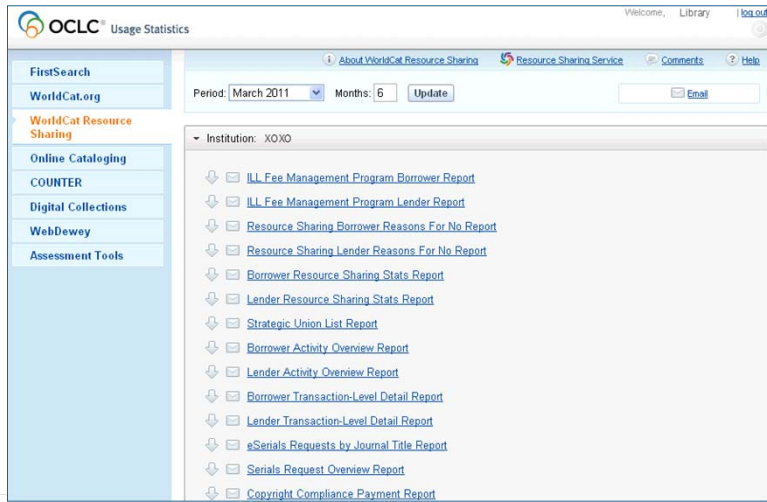


The Policies Directory will stay the same:

- No major changes
- Can access Policies Directory from WorldShare ILL

Helpful Info- WorldShare ILL & associated modules

OCLC Statistics Portal: <http://www.stats.oclc.org>



Helpful Info- WorldShare ILL & associated modules

OCLC Statistics Portal: <http://www.stats.oclc.org>

For now, use your 9-digit Authorization Number and Password from WorldCat Resource Sharing to log in to the Usage Statistics Portal


Authorization
100047147
100047147
100047149
100047150
100047150
100047150
100047150
100047150



Tutorials for WorldShare ILL are available at this site:

<http://oc.lc/illtraining>

Quick Exercise:

- Click on documentation link in Chat Window
- Find tutorial “Creating Your WorldShare ILL Account”
- Give Green Check in Participants Panel when done 



We will be submitting requests on behalf of patrons:

- Staff Initiated, Staff-Mediated requests from the WorldShare ILL interface





## Borrower Request Workflow and Exercises

### Borrower workflow- Copy and Loan Requests:

1. Search for Item
2. Select appropriate bibliographic record
3. View Holdings Display
4. Display potential lender's policies
5. Select potential lenders for lender string
6. Apply Constant Data
7. Complete request form
8. Submit request



## Managing Requests as a Borrower

### Outline of managing requests workflow

- Receive with batch
- Return with batch
- Request Renewal
- Respond to conditional
- Unfilled items
- Print Requests



## Manage Constant Data in Service Configuration

Constant Data is maintained in Service Config.

Find link to Service Config from ILL Home Screen

**Interlibrary Loan Home**

Search for requests  
Request ID    
 Active Requests  Closed Requests

**Quick Links**

<b>Borrowing:</b> <a href="#">New For Review (2)</a> <a href="#">Reviewed (2)</a> <a href="#">Produced (10)</a> <a href="#">In Transit (9)</a>	<b>Lending:</b> <b>Supplied</b> <b>Returned</b> <a href="#">Returned/In Transit (1)</a> <a href="#">Returned/Complete? (1)</a>	<b>Other:</b> <a href="#">Policies Directory</a> <a href="#">OCLC Service Configuration</a> <a href="#">OCLC Usage Statistics</a> <a href="#">OCLC Article Exchange</a>
--	--	---

## Manage Constant Data in Service Configuration

OCLC Service Configuration

Welcome TPU tester ( [Help](#) | [Sign out](#) )

OCLC Training: TPU (BETA) (128802)

**WorldShare ILL**

- Interlibrary Loan Options
- Borrower Data**
- Lender Data
- Custom Holdings Groups
- Custom Holdings Paths
- Direct Request Profiles

**Configure Borrower Constant Data**

Required fields are marked with an asterisk \*

Constant Data Record

**Borrowing Library Information**

\* Constant Data Record Name:  [Create New CD record](#)

In conclusion...

- Create Your New WorldShare ILL Account!
- What web browsers to use, where to find documentation
- Borrower Request workflow & exercises
- Managing Requests as a Borrower
- Constant Data now in Service Configuration



Any Final Questions?



Thank You!

Please remember to fill out the evaluation for this class

Class name: WorldShare ILL Borrowing

Instructor: Sam Sayre

For help contact OCLC Customer Support:

[support@oclc.org](mailto:support@oclc.org) / 1-800-848-5800

For training questions contact OCLC Training:

[training@oclc.org/](mailto:training@oclc.org/)

