

## EXPENSES

Like any other nonprofit, the Combined Fund Drive has expenses that help administer the program on a statewide level. The program has two different classification of expenses: operational and fundraising.

## Operational Expenses

The CFD has operational costs that are accrued throughout the year. Below are the costs for 2015:

Employee Salaries	\$190,328.41
Employee Benefits	\$66,990.56
Purchased Services Contracts	\$250,478.00
To help administer the program statewide, the Combined Fund Drive entered into contractual agreements with four different organizations:	
<ul style="list-style-type: none"> <li>• University of Washington</li> <li>• Department of Social and Health Services</li> <li>• Spokane United Way</li> <li>• United Way of Thurston County</li> </ul>	
General Supplies	\$2,842.80
Communications (telephone)	\$1,027.17
Rent and Utilities	\$4,264.89
Printing Materials (toner, paper, etc)	\$3,358.51
Data Processing	\$5,942.66
Shipping and Postage	\$2,692.20
Employee Development and Training	\$1,239.36
IT Equipment and Software	\$23,461.92
Travel	\$18,152.32
Fiscal Services	\$36,000.00
The Office of Secretary of State supports the Combined Fund Drive by providing fiscal processing services throughout the year. This service is noted through a monthly fee.	
Other Goods and Services	\$23,644.23

**Total Operational Expenses** \$630,423.03

## Fundraising Expenses

The CFD also incurs costs associated with marketing materials and fundraising events. Below are the fundraising costs in 2015:

Printing and Reproduction	\$15,568.46
The Combined Fund Drive creates publications and purchases promotional materials to assist volunteers in raising awareness. Some examples include:	
<ul style="list-style-type: none"> <li>• Posters</li> <li>• General Campaign Rack Cards</li> <li>• Charity Guides</li> <li>• New Employee Rack Cards</li> <li>• Retiree Rack Cards</li> <li>• "I Give" campaign items (index cards, signs, etc.)</li> </ul>	
Marketing and Advertising	\$10,519.39
To raise awareness during the campaign, the CFD also purchases promotional items to give out at events. Some examples include:	
<ul style="list-style-type: none"> <li>• Balloons</li> <li>• "I Give" buttons</li> <li>• CFD pens</li> </ul>	
Fundraising Event Costs	\$27,675.39
The CFD conducts fundraising events throughout the year to help lower administrative costs. Some of these event include:	
<ul style="list-style-type: none"> <li>• Football Kickoff Online Auction</li> <li>• 2015 Golf for Veterans Tournament</li> <li>• 2015 Masquerade Ball</li> </ul>	
Reimbursements to Agencies	\$16,333.30
Volunteers of the Combined Fund Drive are entitled to reimbursement through the standard statewide reimbursement process. Some examples of costs for reimbursement include:	
<ul style="list-style-type: none"> <li>• Chili Cookoff supplies</li> <li>• Purchases for softball tournaments</li> <li>• Silent auction purchases</li> </ul>	
These purchases are typically made during the campaign. Volunteers seek reimbursement from his/her respective agency. Many agencies wait until the end of the giving campaign to send in a reimbursement request to the CFD.	

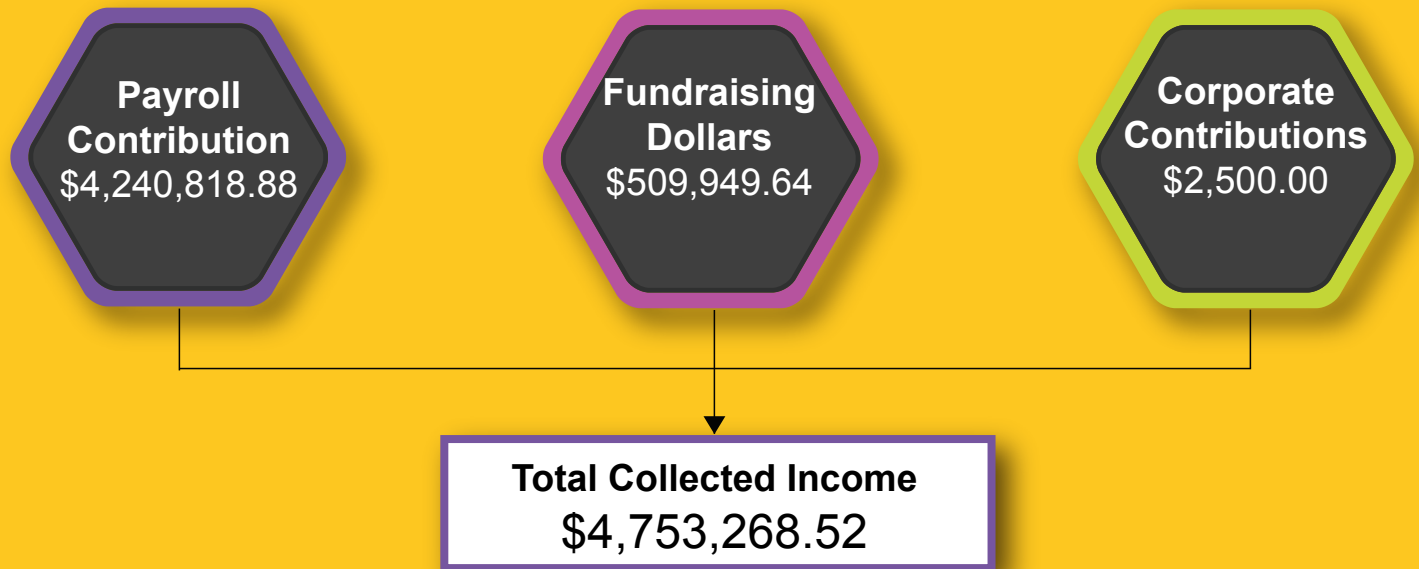
**Total Fundraising Expenses** \$70,096.54

Operational and fundraising expenses are tracked on a monthly basis and added together at the end of the year to acquire the total expenses of the Combined Fund Drive.

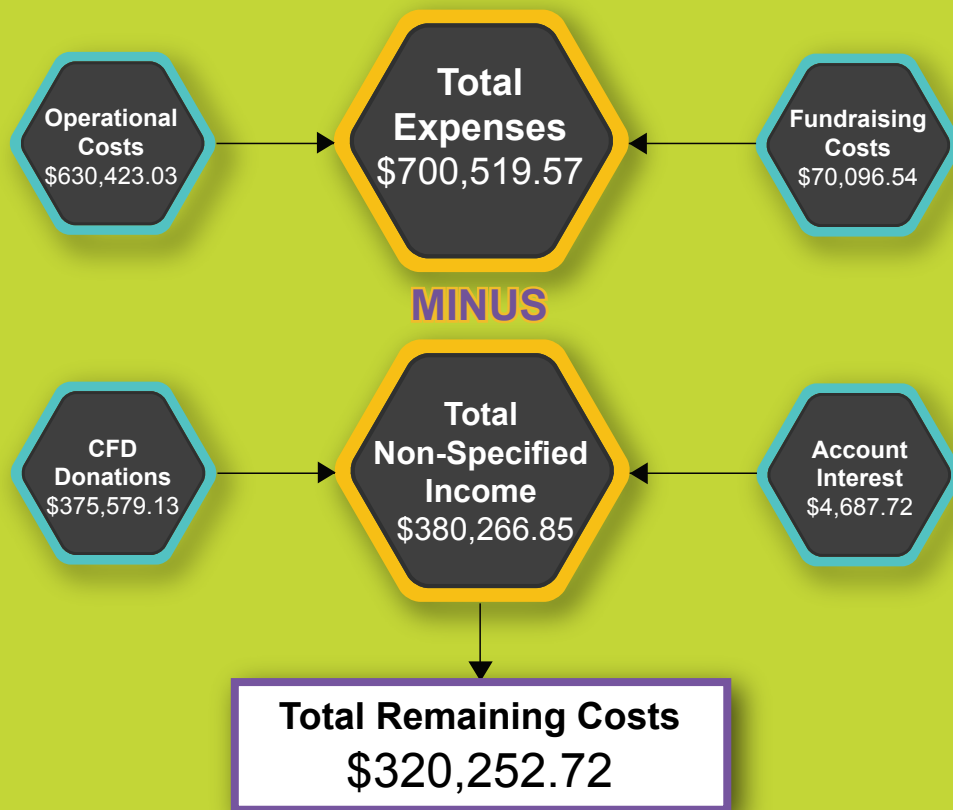
Total Operational Expenses	\$619,925.48
Total Fundraising Expenses	\$70,096.54

**TOTAL EXPENSES** \$700,519.57

## INCOME



## EXPENSES



This is the total amount of money raised for the CFD Non-Specified Fund.

Donors can give to the CFD directly by choosing the program through payroll contribution, or giving at various fundraising events.

This is the interest gained on the CFD Non-Specified Account which is housed with the State Treasurer.

This total reflects the entire year.

## THE BOTTOM LINE

Total Collected Income	\$4,753,268.52
MINUS	
Total Remaining Costs	\$320,252.72
EQUALS	
Total Disbursed to Charities	\$4,433,818.88

**AVERAGE PERCENTAGE  
CHARGED TO CHARITIES**

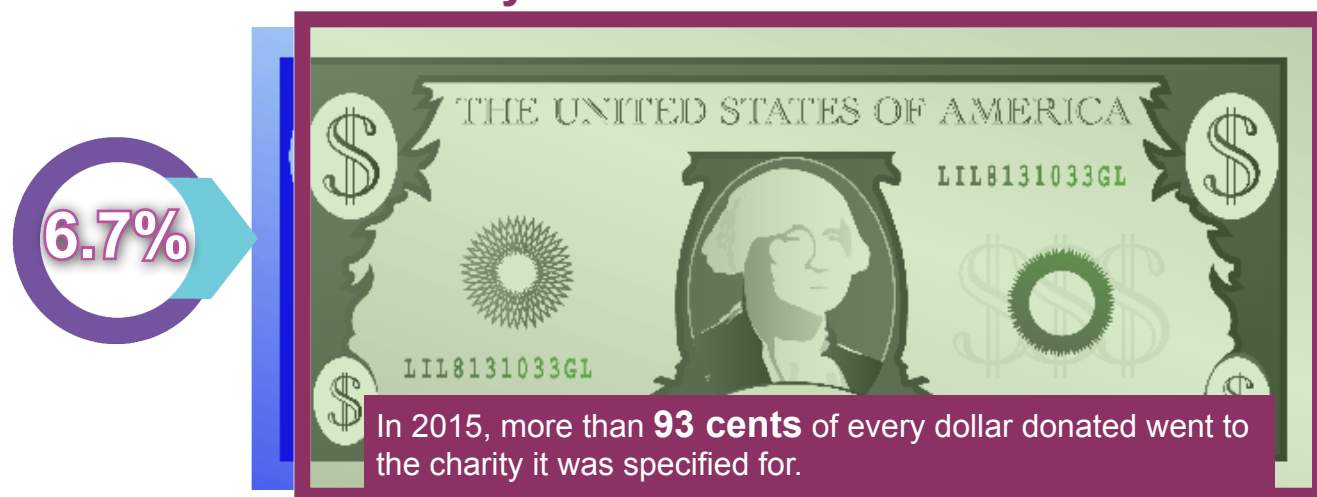
**6.7 %**

# THE BOTTOM LINE

## Why do we say **AVERAGE** charge to charity?

The Combined Fund Drive splits in remaining costs amongst only the charities receiving funding from specified payroll contributions or fundraising dollars. The costs are administered on a percentage-of-the-whole basis. So that means the more a charity receives in specified contributions, the more their fees will be when disbursing to their organization.

## What does that mean for your dollar?



## Giving Comparison\*

So, how does the CFD stack up with other forms of giving?

The graphic below shows the average costs associated with giving to your charity directly using various services and how they compare to giving through your paycheck with the Combined Fund Drive.

